

Smart Module 255-320 Watt

POWER OUTPUT RANGE

Positive power tolerance of 0/+3%

JinkoSolar introduces a brand new line of highly intelligent modules for a wide range of applications.



KEY FEATURES



Built-in intelligent cell optimizer IC avoids negative consequences of any type of mismatch within a panel caused by shading, soiling, aging, unfavorable house orientation, etc. to ensure greatest power output possible.



Elimination of hot spots, which results in minimized panel degradation.



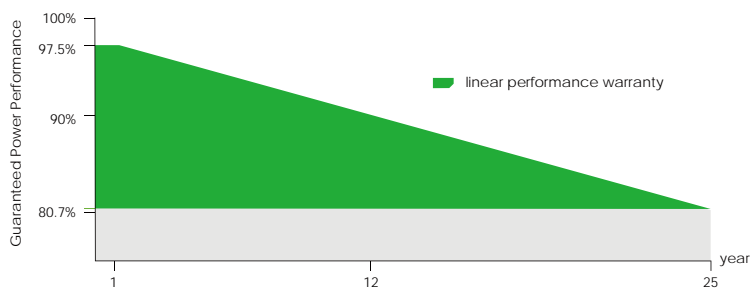
Best-in-class shade tolerance by performing MPPT on individual cell-strings to maximize energy harvest.



Ideal for solar power plants applications.

LINEAR PERFORMANCE WARRANTY

10 Year Product Warranty • 25 Year Linear Power Warranty



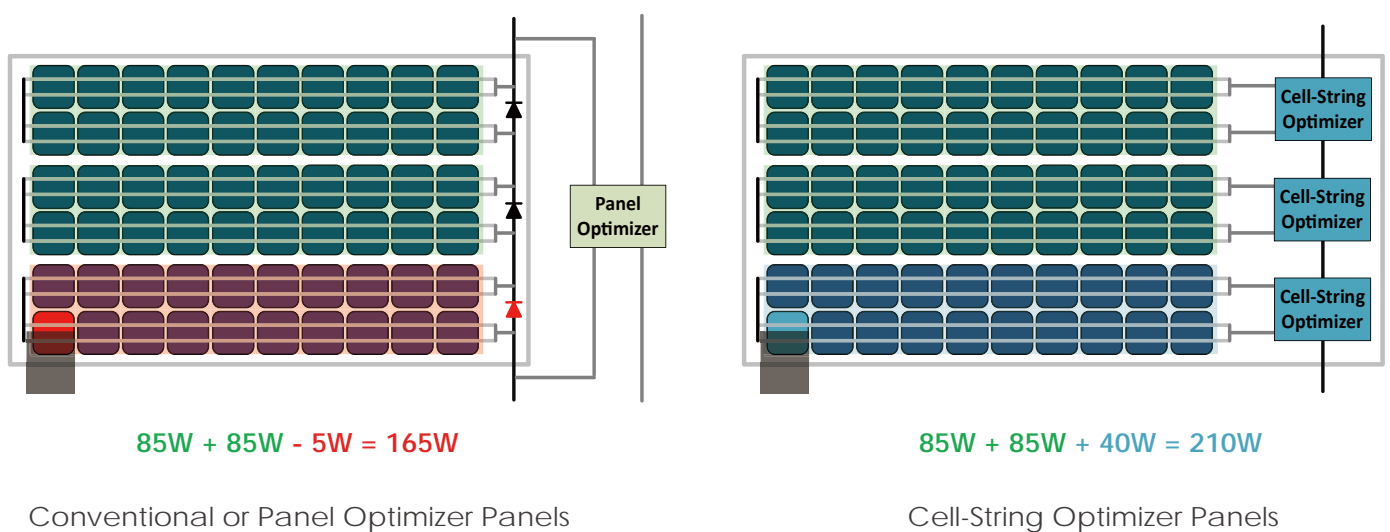
Smart Module

Innovations in the photovoltaic industry over the past decades have made PV technology a viable solution for widespread adoption. However, several issues prevent today's standard solar installations from functioning as ideal power sources. Solar modules that are expected to be exposed to the environment for at least 25 years can be affected by conditions such as; shading, soiling, aging, temperature gradients, and more. Mismatch caused by these factors in a panel or among various panels can cause the system to lose power. JinkoSolar Smart Module solutions solve these problems and produce in up to 20% more energy under these unfavorable conditions.

Perfect for Large Scale Projects

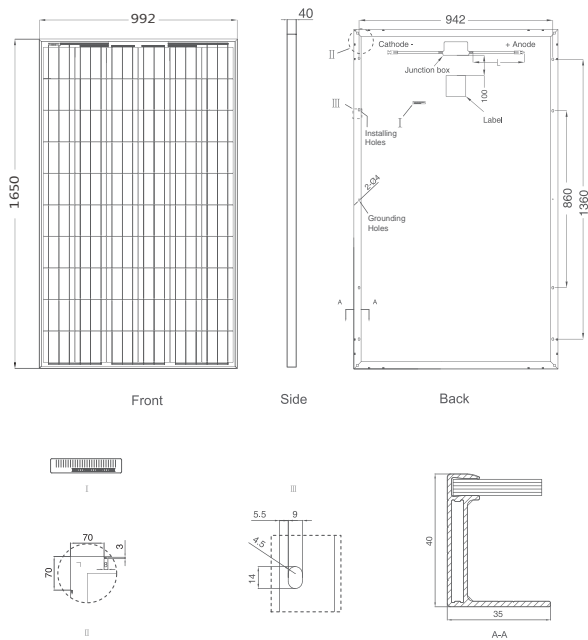
Smart modules optimized by Maxim can lower the cost and enhance the financial performance of large PV projects by improving the system density. The module's built-in shade tolerance can accommodate closer row spacing enabling more production per square meter. This not only cost-effectively maximizes production in constrained areas, but also amortizes fixed costs over larger nameplate capacity lowering cost per watt. The smart module will deliver consistently more power to the off-taker and greater profits for the system owner.

Increased Energy Yield



- Conventional and Panel Optimizer Panels bypass cell-strings when cells underperform
- Cell-String Optimizer Panels maximize each cell-string's output under any condition
- Results in higher energy production and eliminates hot spot sensitivity

Engineering Drawings

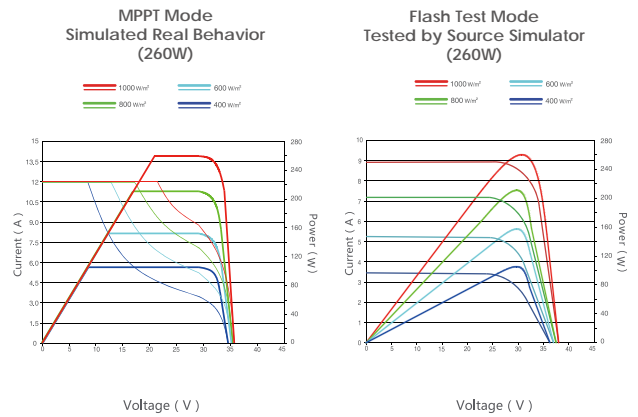


Packaging Configuration

(Two boxes=One pallet)

25pcs/ box, 50pcs/pallet, 700 pcs/40'HQ Container

Electrical Performance



Mechanical Characteristics

Cell Type	Poly-crystalline 156x156mm (6 inch)
No. of cells	60 (6x10)
Dimensions	1650x992x40mm (65.00x39.05x1.57 inch)
Weight	19.0 kg (41.9 lbs)
Front Glass	3.2mm, High Transmission, Low Iron, Tempered Glass
Frame	Anodized Aluminium Alloy
Junction Box	IP67 Rated
Output Cables	TÜV 1x4,0mm ² , Length:900mm

SPECIFICATIONS

Module Type	JKMS255P		JKMS260P		JKMS265P		JKMS270P	
	STC	NOCT	STC	NOCT	STC	NOCT	STC	NOCT
Maximum Power (Pmax)	255Wp	190Wp	260Wp	194Wp	265Wp	198Wp	270Wp	202Wp
Maximum Power Voltage (Vmp)	29.3V	26.7V	29.5V	26.9V	29.8V	27.3V	30.1V	27.5V
Maximum Power Current (Imp)	8.72A	7.11A	8.81A	7.20A	8.88A	7.27A	8.97A	7.34A
Open-circuit Voltage (Voc)	36.1V	33.2V	36.2V	33.3V	36.7V	33.5V	36.9V	33.8V
Short-circuit Current (Isc)	9.39A	7.60A	9.45A	7.64A	9.51A	7.69A	9.57A	7.74A
Module Efficiency STC (%)	15.58%		15.89%		16.19%		16.50%	
Maximum Output Current (Imax)	12A							
Operating Temperature (°C)	-40 C ~ +85 C							
Maximum system voltage	1000VDC (IEC)							
Power tolerance	0~+3%							
Temperature coefficients of Pmax	-0.40%/C							
Temperature coefficients of Voc	-0.30%/C							
Temperature coefficients of Isc	0.06%/C							
Nominal operating cell temperature (NOCT)	45±2 C							

STC: Irradiance 1000W/m²

Cell Temperature 25°C

AM=1.5

NOCT: Irradiance 800W/m²

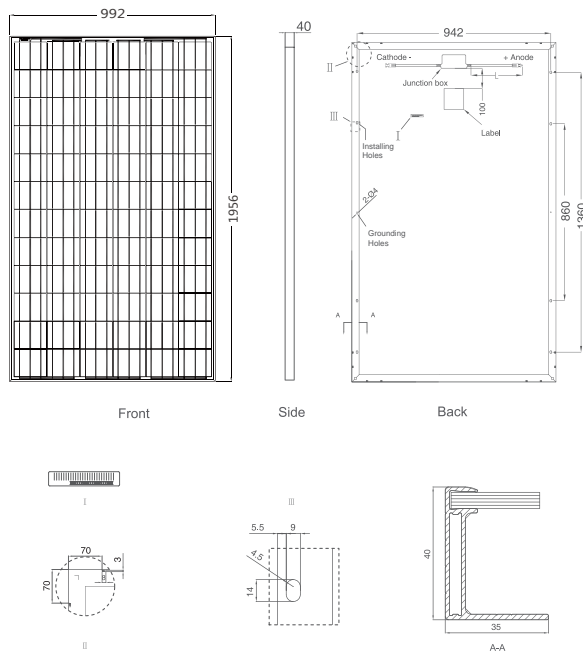
Ambient Temperature 20°C

AM=1.5

Wind Speed 1m/s

* Power measurement tolerance: ± 3%

Engineering Drawings

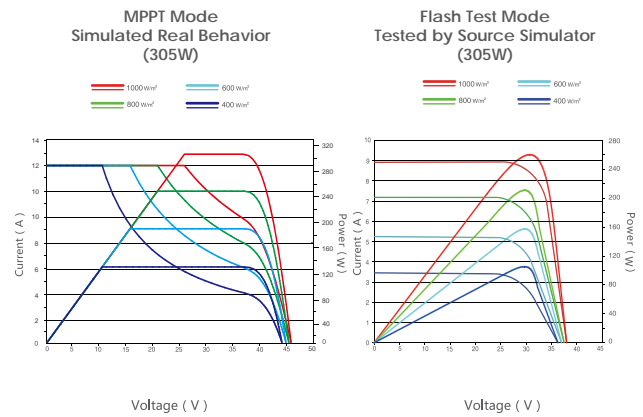


Packaging Configuration

(Two boxes =One pallet)

25pcs/ box, 50pcs/pallet, 550 pcs/40'HQ Container

Electrical Performance



Mechanical Characteristics

Cell Type	Poly-crystalline 156×156mm (6 inch)
No.of cells	72 (6×12)
Dimensions	1956×992×40mm (77.01×39.05×1.57 inch)
Weight	26.5 kg (58.4 lbs.)
Front Glass	4.0mm, High Transmission, Low Iron, Tempered Glass
Frame	Anodized Aluminium Alloy
Junction Box	IP67 Rated
Output Cables	TÜV 1×4.0mm², Length:900mm

SPECIFICATIONS

Module Type	JKMS305P		JKMS310P		JKMS315P		JKMS320P	
	STC	NOCT	STC	NOCT	STC	NOCT	STC	NOCT
Maximum Power (Pmax)	305Wp	226Wp	310Wp	231Wp	315Wp	235Wp	320Wp	238Wp
Maximum Power Voltage (Vmp)	34.9V	31.9V	35.2V	32.2V	35.3V	32.6V	35.5V	33.0V
Maximum Power Current (Imp)	8.74A	7.07A	8.82A	7.17A	8.93A	7.20A	9.01A	7.22A
Open-circuit Voltage (Voc)	43.3V	40.1V	43.6V	40.6V	43.9V	41.0V	44.1V	41.5V
Short-circuit Current (Isc)	9.38A	7.60A	9.43A	7.64A	9.48A	7.67A	9.53A	7.68A
Module Efficiency STC (%)	15.72%		15.98%		16.23%		16.49%	
Maximum Output Current (Imax)	12A							
Operating Temperature (°C)	-40°C~+85°C							
Maximum system voltage	1000VDC (IEC)							
Power tolerance	0~+3%							
Temperature coefficients of Pmax	-0.40%/°C							
Temperature coefficients of Voc	-0.30%/°C							
Temperature coefficients of Isc	0.06%/°C							
Nominal operating cell temperature (NOCT)	45±2°C							

STC: Irradiance 1000W/m²

Cell Temperature 25°C

AM=1.5

NOCT: Irradiance 800W/m²

Ambient Temperature 20°C

AM=1.5

Wind Speed 1m/s

* Power measurement tolerance: ± 3%