



LIGHTWAY SOLAR MODULE

P 1640x990 Series KEY FEATURES

16.63%
Max
Efficiency

270W
Max Peak
Power

10YEAR
Product
Warranty

25YEAR
Linear Power
Warranty



Positive Tolerance 0-5W

Provides our customers with maximum power output



Electric Current Classification

System output maximized by reducing mismatch losses up to 2% with modules sorted and package by amperage



Excellent Weak Light Performance

Relative change of module efficiency at 200W/m² is less than 4%



Upto 5400Pa Mechanical Load

Module certified to withstand extreme wind and snow loads



Passed Ammonia Gas And Salt Mist Corrosion Resistance Test

Tested and approved by TUV Rheinland according IEC 62716 Draft C and FprEN 61701 Ed.2



PID-Free

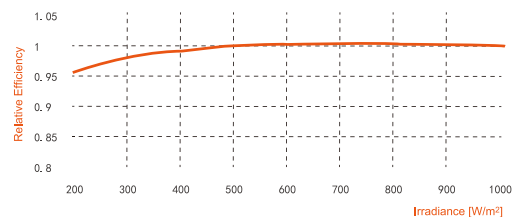
Module without potential induced degradation even under high temperature and high relative humidity condition



System Certification

ISO 9001:2008, ISO 14001:2004+Cor.1:2009, BS OHSAS 18001:2007

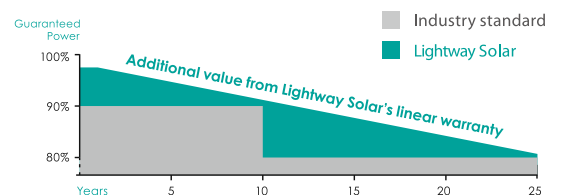
PERFORMANCE AT LOW IRRADIANCE



The typical relative change in module efficiency at an irradiance of 200W/m² in relation to 1000W/m² (both at 25°C and AM 1.5 spectrum) is less than 4%.

LINEAR WARRANTY

- 10-year warranty on materials and workmanship
- 25-year warranty > 80% power output
- 2.5% degradation rate the first year
- 0.70% yearly linear degradation



ELECTRICAL DATA @ STC

Values at standard test condition STC: air mass AM 1.5, irradiance 1000W/m², cells temperature 25 C.

Module Type		LW6P60-270	LW6P60-265	LW6P60-260	LW6P60-255
Peak Power_Pmax	W	270	265	260	255
Power tolerance_ΔPmax	W	0,+5			
Voltage at Pmax_Vmpp	V	30.52	30.4	30.25	30.10
Current at Pmax_Imp	A	8.86	8.73	8.61	8.48
Open Circuit Voltage_Voc	V	38.4	38.22	37.95	37.88
Short Circuit Current_Isc	A	9.21	9.10	9.06	8.90
Module Efficiency_η		16.63%	16.32%	16.01%	15.71%

ELECTRICAL DATA @ NOCT

Nominal operating cell temperature NOCT: irradiance 800W/m², ambient temperature 20 C, wind speed 1m/s.

Module Type		LW6P60-270	LW6P60-265	LW6P60-260	LW6P60-255
Peak Power_Pmax	W	199.03	196.56	191.64	188.39
Voltage at Pmax_Vmpp	V	29.14	28.94	28.46	28.42
Current at Pmax_Imp	A	6.83	6.79	6.73	6.63
Open Circuit Voltage_Voc	V	35.55	35.37	35.09	35.04
Short Circuit Current_Isc	A	7.41	7.38	7.34	7.21

TEMPERATURE RATING

Nominal operating cell temperature(NOCT)	C	45±2
Temperature Coefficient of Pmax	%/C	-0.41004
Temperature Coefficient of Isc	%/C	0.04478
Temperature Coefficient of Voc	%/C	-0.30537

MAXIMUM RATING

Max. System Voltage	1000Vdc
Operating Temperature	-40 ~ +85 C
Max. Series Fuse Rating	15A
Max. Reverse Current	15A
Max. Mechanical load	5400Pa

CONSTRUCTION MATERIALS

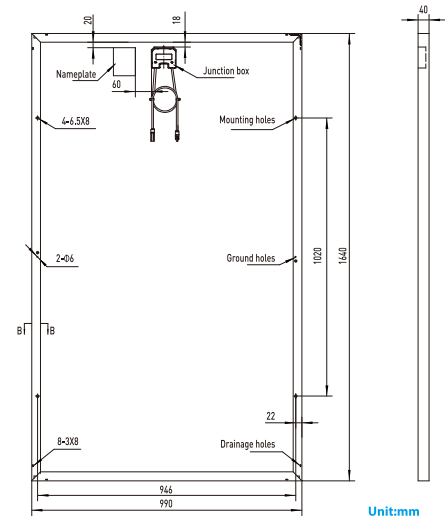
Solar cells	60-multicrystalline silicon cells, 156mm*156mm
Glass	3.2mm low-iron tempered glass
Encapsulant	ethylene vinyl acetate(EVA)
Frame	anodized aluminium alloy(Silver)
Junction Box	≥IP65 rated, 3/6 diodes
Cable	4mm ² PV cable, 900mm/1200mm
Connector	MC4 compatible

GENERAL DATA

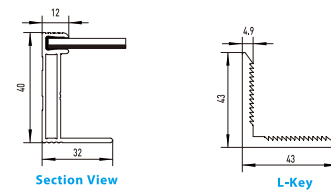
Module Dimension(L×W×H)	1640×990×40mm
Weight	18kg

PACKING

Modules per pallet	26
Pallets per 40' container	28
Packing box dimension(L×W×H)	1700×1140×1020mm



Unit:mm



Section View

L-Key

